

**Initial junction**

**MEDIUM SPEED CONDITION**

flap = 12.5 deg.

CL=1.08

alpha = 2.8 deg.

Re = 1.25 e6

□ target pressure distribution

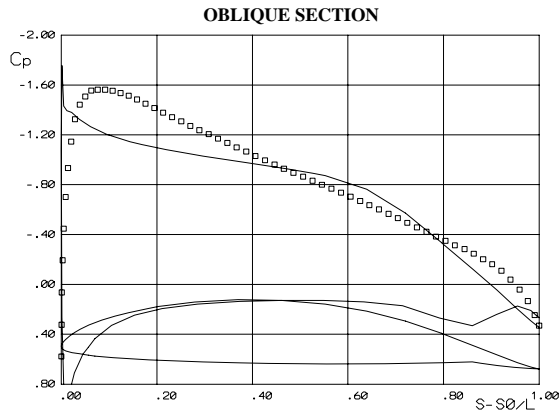
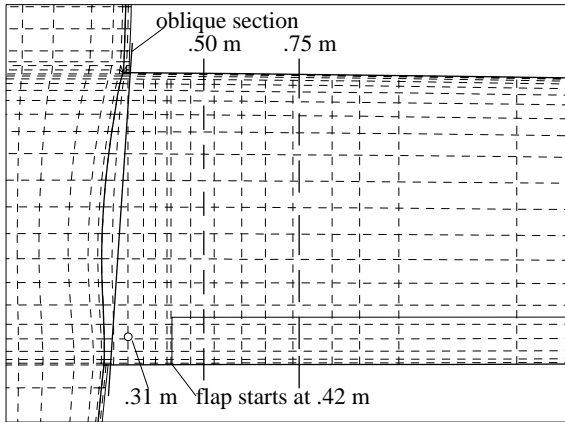


Fig. 13 : Pressure distribution on initial configuration in the Medium speed condition

**FINAL DESIGN**

**MEDIUM SPEED CONDITION**

flap = 12.5 deg.

CL=1.08

alpha = 2.8 deg.

Re = 1.25 e6

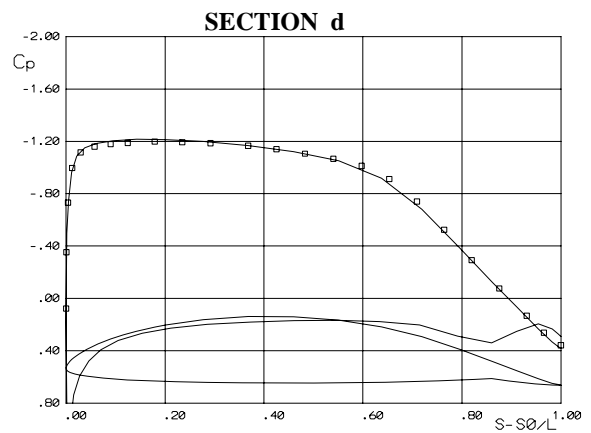
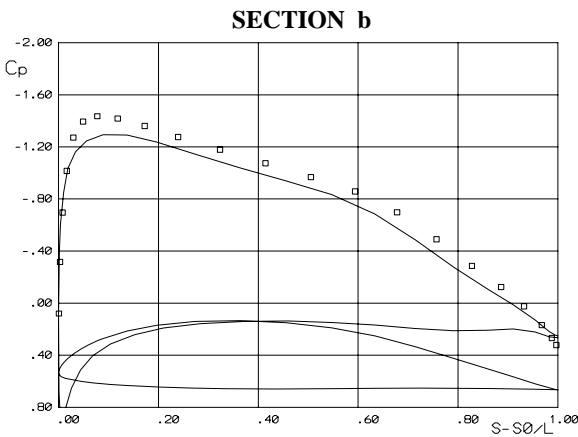
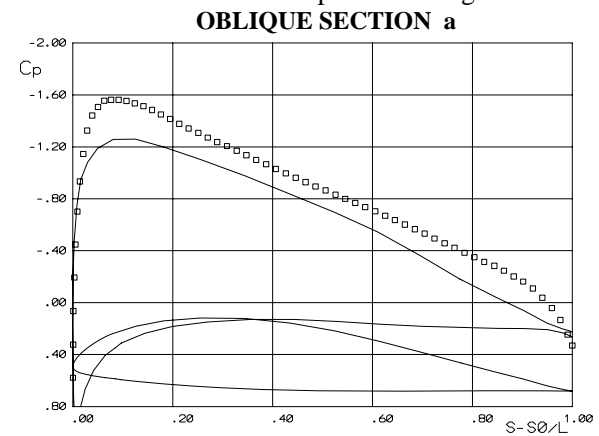
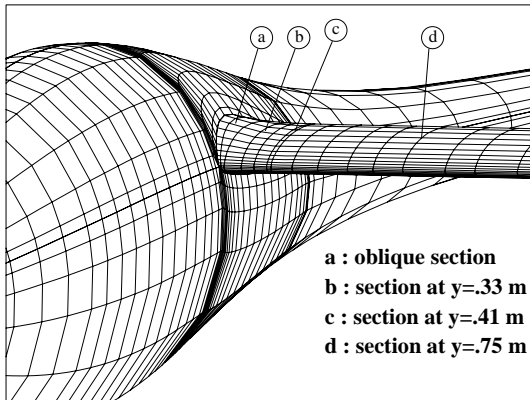


Fig. 14 : Pressure distribution on final design

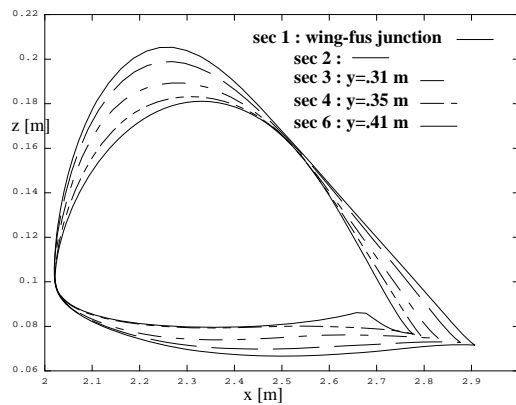


Fig. 15 : Final design - Cross sections between fuselage and flap

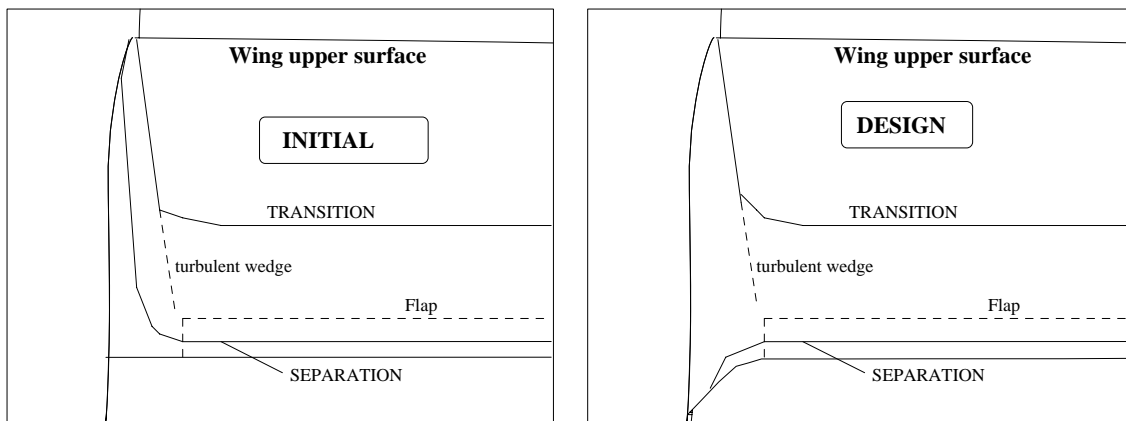


Fig. 16 : Original junction and final design  
Flow conditions on wing upper surface - Medium speed condition

## References

- [1] Boermans, L.M.M. , Van Garrel, A. "Design and Windtunnel tests results of a flapped laminar flow airfoil for high-performance sailplane applications," Technical Soaring, Vol. XXI, no. 1, January 1997
- [2] Coiro, D.P., and Nicolosi, F. , "Design of Natural Laminar Flow Fuselages" , proceedings of XIX ICAS congress, Anaheim, California USA, Sept. 1994.
- [3] D.P. Coiro, Nicolosi, F., "Design and Optimization of Glider Components", Technical Soaring , Vol. 19 n. 2 , April 1995
- [4] Boerman,L.M.M. and Terleth, D.C., "Windtunnel tests of eight sailplane wing-fuselage combinatinations", Technical Soaring, Vol. VIII, No. 3, 1984
- [5]Kubrynski, K., "Design of 3-dimensional complex airplane configurations with specified pressure distribution via optimization", Proceedings of ICIDES-III Conference, Washington DC, 1991
- [6] Nicolosi F. , "Design Aerodinamico Bidimensionale e Tridimensionale tramite ottimizzazione numerica," Graduation Thesis, Univ. of Naples, Febr. 1994.
- [7] Drela, M. , "Two-Dimensional Transonic Aerodynamic Design and Analisys using the Euler Equations," GTL report n. 187, 1986.
- [8] Young,A. D., The Calculation of Total and Skin Friction Drag of Bodies of Revolution at zero Incidence," ARC R&M 1874, April 1939
- [9] Nicolosi,F., Boermans L.M.M. "Some Notes on Sailplane Fuselage Design," internal report LSW 97-1, Delft University of Technology, February 1997
- [10] Althaus,D., "Windtunnel measurements on bodies and wing-body combinations," Motorless Flight Research, NASA CR 2315, 1972
- [11] Nicolosi,F., Boermans L.M.M. "Aerodynamic Wing-Fuselage Junction Design for High Performance Sailplane," internal report LSW 97-2, Delft University of Technology, February 1997

